



# CPAP PRO®

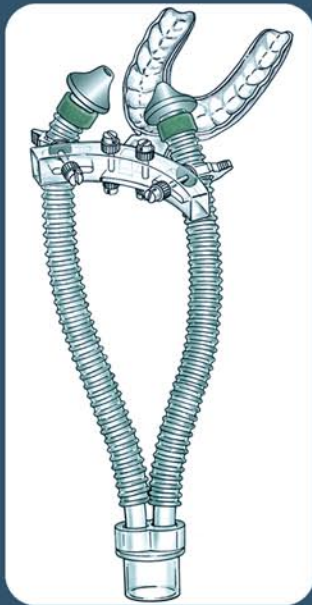
No Head Gear | No Straps | No Discomfort

Providing a quality night's sleep while successfully utilizing your CPAP regimen.



NEW & IMPROVED  
**WHISPER  
QUIET™**  
PERFORMANCE

[www.nomask.com](http://www.nomask.com)



## Sleep in Total Comfort!

Since CPAP PRO® has no bulky headgear or annoying velcro straps that have to be tightened repeatedly during the night to prevent leaks, you can comfortably lay in a variety of sleeping positions that are nearly impossible with cpap masks. Twist and turn throughout the night, even press your head against your pillow, and CPAP PRO® stays perfectly in place. **GET BACK TO SLEEPING PEACEFULLY!**

## Avoid the Discomfort of CPAP Masks

Unlike conventional cpap masks with annoying velcro straps and cumbersome headgear, CPAP PRO® provides the ultimate in user comfort! Forget about the leaks and skin irritation. The amazing CPAP PRO® assures that all cpap nasal components stay in perfect relationship with your nose no matter how much you twist and turn during sleep. **NOW ENJOY A GREAT NIGHT'S SLEEP AND WAKE UP FEELING GREAT!**



**CPAP PRO**  
1633 ERRINGER ROAD, STE. 201 C  
SIMI VALLEY, CA. 93065  
1-800-538-8803

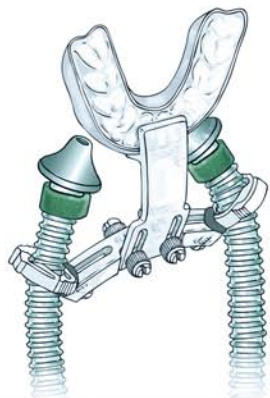


# CPAP PRO®

No Head Gear | No Straps | No Discomfort

Now There's A Solution To Your CPAP Discomfort!

Improve your CPAP compliance while getting back to sleeping peacefully with the most comfortable CPAP solution on the market.



**CPAP PRO®**  
No Head Gear | No Straps | No Discomfort

## Frequently Asked Questions Regarding CPAP PRO®

### What is a Boil 'n Bite Mouthpiece?

Similar to a sports mouthpiece used by athletes, the CPAP PRO® is customized to your exact dental configuration in just minutes right at home. Once formed the CPAP PRO® will comfortably snap on to your upper teeth and stay in place throughout sleep. Since the upper teeth always stay in perfect relationship with the nose, you can sleep in any position and all the nasal components stay in place eliminating the leaks, the skin irritation and sleepless nights!

### How long will it take me to become comfortable with CPAP PRO® ?

Most patients report that the first night using our CPAP PRO® is like a dream come true. They tell us they have an easier time falling asleep, sleep better and wake up completely refreshed. For other patients, it may take several nights or weeks to completely get used to CPAP PRO® .

### What if I open my mouth during sleep?

Even if you open your mouth the CPAP PRO® mouthpiece will stay affixed to your upper teeth... it is not necessary to bite down on the mouthpiece throughout the night. Many patients report that with CPAP PRO® they no longer open their mouth during sleep. If necessary a simple chinstrap will be needed... CPAP PRO® with a chinstrap still will be far more comfortable than any other mask or interface.

### Do I need a prescription for CPAP PRO® ?

Yes. You simply provide basic sleep medical history information online during the order process and we will obtain the required prescription for you. It's Fast, Secure, & Simple.

### How quiet is the CPAP PRO® ?

This latest version of the CPAP PRO® offers improved noise reduction from previous models. It features our latest Whisper Quiet™ system that keeps noise to a minimum. You will find it much quieter than other CPAP devices.

### How is the CPAP PRO® system different from cpap masks?

Invented by a severe sleep apnea patient who could not stand the traditional CPAP masks on the market, CPAP PRO® was designed to overcome his own personal CPAP usage problems. Unlike engineers from huge respiratory companies that design masks, but never have had to endure the torture of use, CPAP PRO® has been used nightly by the inventor for the last 8 years, continuously being improved to maximize his own personal comfort. Without annoying straps or headgear, CPAP PRO® makes the use of CPAP more tolerable by eliminating the pain, sores and claustrophobic panic feelings of conventional CPAP breathing devices and CPAP machines. Additionally, CPAP PRO® is much lighter weight than traditional face masks and it's design minimizes skin contact so that it is far easier to forget that it is there and sleep comfortably.

### Must the cpap hose go downward towards my chest? I prefer that it go over my head like some other nasal interfaces.

With CPAP PRO®, you can place the hose and tubes in any direction you prefer...over your head, down towards your chest... and even to the right or left side... the choice is yours to maximize your comfort!

### Will CPAP PRO® work with my existing CPAP or BiPAP machine? What is recommended maximum pressure?

CPAP PRO® works well with all types of sleep apnea machines...even the newer systems that make exhalation easier. Each individual with respect to tolerating cpap pressure is unique, and in most instances nasal pillow cpap interfaces are recommend with pressures 13 or less. However we do have patients using CPAP PRO® at pressures in the 18-20 range with good results! At higher prescribed cpap pressures it would be advisable to consult with your sleep specialist.

### Do I have to bite down on the mouthpiece all night long to keep it in place?

No, once you prepare your Boil 'n Bite mouthpiece , it will comfortably snap on to your upper teeth and stay in place without the need to bite down on it. With just a little downward pressure, you can easily remove the mouthpiece from your upper teeth.

### Should everyone use a Boil 'n Bite mouthpiece?

Patients with serious dental problems should consult with their dentist before utilizing CPAP PRO®, since CPAP PRO® snaps on to the patient's upper teeth. Patients that are sensitive to hot foods, liquids or are emotionally concerned about this technique should not use the boil 'n bite fitting procedure, but should consult with their dentist to discuss the preparation of a customized CPAP PRO® dental mouthpiece.

### How does CPAP PRO® provide a better night's sleep?

With severe skin irritation, annoying leakage and the need to constantly tighten straps, it is almost impossible for the patient to reach essential "REM" sleep with conventional masks. By eliminating these annoyances with CPAP PRO®, our patients tell us they're sleeping more comfortably and more soundly and waking up refreshed.

### How long will CPAP PRO® last? How do I clean? What about replacement parts?

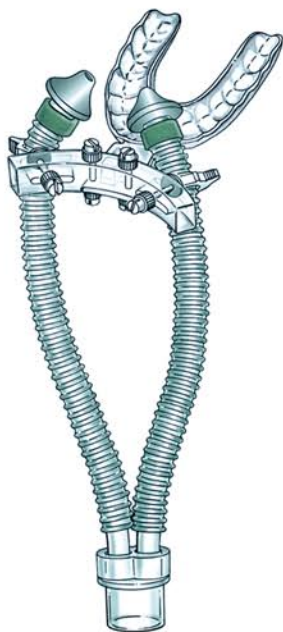
With normal care and periodic parts replacement, CPAP PRO® will last several years. Most patients clean CPAP PRO® in warm water with DAWN and clean the mouthpiece with Efferdent. CPAP PRO® replacement parts are readily available from our office or online store at sensible prices.

### How long will it take to receive my CPAP PRO®?

Please allow approximately two weeks from receipt of your order and prescription approval for U.P.S. ground delivery. We offer priority overnight United Parcel service for \$50 and two day delivery service for \$40.

### Does CPAP PRO® have exhalation holes?

Directly under the nasal puffs on each tube there is an exhalation hole. These holes are surrounded by a unique foam ring with millions of microscopic air holes. The exhaled air is silently diffused through these foam rings without blowing into your face.



NEW & IMPROVED  
**WHISPER  
QUIET™**  
PERFORMANCE

To order your CPAP PRO® Today go to  
[www.nomask.com](http://www.nomask.com) or call 800-538-8803